



The *Gentle*

IOWA STATE UNIVERSITY
COLLEGE OF VETERINARY MEDICINE

SPRING 2005 | VOL. 19 NO. 1

Doctor

READLYN
VETERINARY
ASSOCIATES



PUPPY CLASS
AVAILABLE
MARCH 8TH



The Sextons: A legacy of
veterinary medicine at ISU

FOCU

Photo/Bob Elbert



On the cover:

Joe Sampson ('05),
 Drs. Pat Sexton ('80),
 Matt Sexton ('79),
 and Joe Sexton ('42)
 (story on page 4)

COLLEGE OF VETERINARY MEDICINE

- Office of the Dean(515) 294-1250
- Office of Development(515) 294-8562
- Veterinary Teaching Hospital
 - Small Animal Clinic(515) 294-4900
 - Large Animal Clinic(515) 294-1500
- Veterinary Diagnostic Laboratory(515) 294-1950
- General College Information(515) 294-1242

The Gentle Doctor
 Spring 2005 VOL. 19 No 1

The Gentle Doctor is published three times a year by the College of Veterinary Medicine for alumni and friends of the college.

EditorTracy Ann Raef
DesignJuls Design, Inc., Ankeny, Iowa

We welcome your suggestions, comments, and contributions to content.

Correspondence should be sent to:
 Editor, The Gentle Doctor
 College of Veterinary Medicine, Iowa State University
 2526 Veterinary Administration, Ames, IA 50011-1250

Telephone: (515) 294-4602
 E-mail: traef@iastate.edu
 Web site: www.vetmed.iastate.edu

Iowa State University does not discriminate on the basis of race, color, age, religion, national origin, sexual orientation, sex, marital status, disability, or status as a U.S. Vietnam Era Veteran. Any persons having inquiries concerning this may contact the Director of Equal Opportunity and Diversity, (515) 294-7612.

The Association of American Veterinary Medical Colleges (AAVMC) has released a report on the supply and demand for veterinarians. The data indicates that class sizes to train new veterinarians are at or near capacity. The number of U.S. veterinary school graduates in 1994 totaled 2,101; and the current enrollment of the class of 2007 in the United States totals 2,573 students. The number of active veterinarians in the United States grew from 56,000 in 1994 to 65,000 in 2004—a six percent increase. The profession is expected to grow another 25 percent in the next 10 years. The U.S. Bureau of Labor Statistics projects 28,000 job openings in 2012 due to growth and net replacement, or a turnover of nearly 38 percent. In comparison, the growth rate for physicians and surgeons during this time period is projected to be 19 percent. Present veterinary medical educational programs will be challenged to be innovative in using their resources to meet this growth, or new veterinary colleges will be required to meet the demand.

The applicant pool to North American veterinary colleges has remained steady since 2002. Other health professional programs have documented significant increases in their applicant pool during this time period. This creates a serious concern, when one considers the projected increase in demand for veterinarians.

Veterinary research, teaching, and service programs are challenged to acquire

Photo/Bob Elbert



resources to maintain modern facilities, equipment, and professional training to keep pace with advances in veterinary medicine. Tuition must supply a portion of the cost of a professional program, and this has increased the average student debt to approximately \$80,000. Veterinary colleges can assist in reducing the burden on students' educational costs by forming contracts with states without a veterinary program that are willing to financially subsidize their residents. For the class that entered fall 2004, our college has contracts with South Dakota (6), North Dakota (3), and New Jersey (4). We are entering into a contract arrangement with Nebraska to support 25 students per year.


S on our future




Dean John Thomson visits with fourth-year students in the Veterinary Teaching Hospital, from left to right: Paul Zimprich, Shawn Samuelson, and Ben Wileman.

The partnership with University of Nebraska-Lincoln (UNL) will work toward providing the first two years of the professional program at the UNL campus, and expand our ISU-CVM capacity to accommodate the 25 students per year in the third and fourth year of the professional program. The tuition will be divided equally between the two institutions and will expand resources beyond those essential to meet the needs of the professional education. This program will need the approval of both governing boards before it can become a reality.

On **April 30, 2005**, we will celebrate the 125th anniversary of the College of

Veterinary Medicine. We hope you will join us for the special events to celebrate this important historical milestone. In 1879, Iowa State University established the first state-supported veterinary college in our nation. These visionaries demonstrated to the nation the importance of veterinary medicine to the betterment of society. Our more than 5,000 graduates have made unprecedented contributions to society through veterinary service, research, and teaching. It is impossible to equate the cumulative magnitude of our college's impact to global health; but it is, without question, a reason to celebrate and take great pride in our Iowa State University College of Veterinary Medicine. 



Photo/Bob Elbert

Dr. John U. Thomson
Dean, College of Veterinary Medicine



Photo/Bob Elbert

VETERINARY MEDICINE A FAMILY AFFAIR

Drs. Joe Sexton ('42), Pat Sexton ('80),
Joe Sampson ('05), and Matt Sexton ('79)

Finding veterinarians who have entered the profession because a relative was a veterinarian is not uncommon. Finding four generations of veterinarians, however, is nothing short of remarkable.

"My dad preached that you had to find a position where you were your own boss," said Dr. Matt Sexton ('79). "In general," says Matt's twin brother, Pat ('80), "the veterinary profession affords us the opportunity to use our veterinary and business skills. And, it's a lifestyle that we enjoy."

The first veterinarian in the Sexton family was Dr. West Sexton, who graduated from a veterinary college in Chicago. After graduation, Dr. Sexton returned to Sumner, Iowa, where he practiced. His son, Dr. Joe Sexton ('42), was a large animal practitioner for more than 40 years in the Sumner area.

Dr. Joe, patriarch of the Sexton clan, was active in organized veterinary medicine throughout his career, serving as president of the Iowa Veterinary Medical Association in 1980, and as a past district director in

“When the family veterinarians are together, the talk turns to cases we see, people we run into, and ongoing problems we experience.”

the American Association of Bovine Practitioners. He supported many community projects and activities in Sumner and in northeast Iowa. Dr. Joe did all of this while raising nine children, including twin sons, Pat and Matt.

“My father had the biggest role to play in my decision to become a veterinarian,” said Dr. Pat Sexton. “When I was in college, I rode with him occasionally on weekends and during breaks at school. It was second nature, growing up with a father who was a veterinarian. I took for granted that he got up in the morning and made calls, and made them in the evenings and weekends. I didn’t think twice about it.”

Joe Sampson (VM-4), nephew of Matt and Pat Sexton, says that he was immersed in veterinary medicine while growing up. “It cultivates a love of the job,” said Joe. At a young age, Joe began riding with his uncles on calls during the summer. “I was a city kid from Iowa City, so being out on the farm, getting dirty, and assisting with surgery was a lot of fun.”

Education was important in this Irish-Catholic family. Dr. Joe emphasized it while raising his children. His wife, Mary, graduated with a bachelor of science degree in dietetics from Iowa State. Besides two children who are veterinarians, the Sexton’s children include two attorneys, one physician, one dentist, two nurses, and a dietitian.

Dr. Sexton believed in lifelong learning. After 27 years in practice, he returned to Iowa State to begin a career in teaching and research. Dr. Sexton completed the course work, research, and thesis for a master of science degree in veterinary pathology in 15 months. Quite an accomplishment, considering the majority of the course work covered areas of science that didn’t exist when he graduated from veterinary college.

In 1970, after receiving his master’s degree, Dr. Joe was offered a faculty position in the college’s department of clinical sciences, where he later became head of the section. He went back to private practice for a few years thereafter, and continued to teach at the college.

Before retiring in 1986, Dr. Joe was the track veterinarian for the Iowa Horse Racing Commission. He was the 1998 recipient of the Stange Award, the college’s highest honor.

“Having a large family meant everyone was spread throughout Iowa,” Dr. Matt says. One of the ways that Dr. Joe kept the family updated was to send weekly or biweekly updates. “We called them ‘newsletters to the clan,’” Dr. Matt said. “My dad would put a quote or thought for the day at the conclusion of each newsletter. So, we had something to take with us.”

“When the family gets together,” says Dr. Matt, “we don’t want to hear about

everyone’s jobs, and they don’t want to hear about ours. But, when the family veterinarians are together, the talk turns to cases we see, people we run into, and ongoing problems we experience.”

Drs. Matt and Pat practice together in Readlyn, Iowa, in a mixed animal practice. Like most elders, they have advice for Joe Sampson who will be graduating in May and moving to Pennsylvania to practice dairy medicine. “What would I do differently?” Dr. Pat asks. “Do what you want to do and specialize. Also, get a good background in business. That was the one thing that we were lacking when we came out of veterinary school in the 1980s. If we had more business skills, it would have made practice more enjoyable.”

Dr. Pat also advises veterinarians to enjoy their work. “Work hard, but don’t work continuously.” **CD**



Dr. Joe ('42) and Mary Sexton (BS '42)



Photo/Tracy Ann Raef

From left: Rich Evans, PhD, assistant professor in veterinary diagnostic and production animal medicine, with Mike Apley, DVM, PhD, interim director of production animal medicine. Drs. Evans and Apley are members of a team of researchers and educators working on veterinary evidence-based medicine at Iowa State.

WIZARDRY vs. PARALYZING INDECISION

We've all experienced it. A patient is presented and our decision for its care is defined by a single moment of brilliance. Three hours later, another patient leaves us so confounded that we can't make a decision.

For most veterinarians, the right balance is combining information from journals, continuing education courses, or textbooks with experience and judgment. But, how do you determine which source to use? Is the information valid? Is it applicable to the particular case? Or, do you even have time to search for the latest information?


The faculty at the College of Veterinary Medicine is studying a new approach,

evidence-based medicine, to diagnose and treat animal diseases. Evidence-based medicine integrates the best research evidence with clinical expertise and client/patient values. Leading the faculty discussion is Mike Apley, DVM, PhD, interim director of the production animal medicine section in the Department of Veterinary Diagnostic and Production Animal Medicine.

"In production animal medicine, evidence-based medicine involves combining practical experience with research data to meet animal health and production goals shared between the veterinarian and the client," Dr. Apley said. "An immediate need for practicing veterinarians is timely access

to concise summaries of the available research data that applies to a health or production challenge they are currently facing. Our traditional sources of information include textbooks, which are often outdated; experts, who are often biased or just flat out wrong; and continuing education lectures, which are very inefficient in delivering the information we actually need to practice.”

A challenge in the traditional methods of veterinary medicine is keeping up with the information needed to practice good medicine. Practitioners are physically and intellectually going at 80 mph. “How do you get them to sit at 0 mph listening to talking-head experts in a continuing education session,” asks Dr. Apley. Trying to assimilate and store information “just in case” it is needed is very inefficient. Practitioners need access to information “just in time.” “Another challenge is that our past experience creates a bias,” Dr. Apley said. “We need to constantly evaluate our experience-based knowledge by examining the best evidence available.”

Practitioners also need expert evaluation of the validity and applicability of the available studies, says Dr. Apley. “The college is working toward being a more effective resource for practitioners in this area. Systematic review of the available data and critical appraisal of the methods with which it was generated are key components of how the Iowa State College of Veterinary Medicine intends to lead in this area.” 



The College of Veterinary Medicine celebrates its 125-year anniversary

The college has designated April 30, 2005, as Celebration Day, to commemorate its 125th anniversary as the oldest public veterinary college in the United States.

An afternoon of rotations through the college's stations of excellence will precede a gala banquet at the Steve and Debbie Bergstrom Indoor Training Facility. The program will include a brief history of the college, and a keynote speaker, Dr. Morgan McArthur ('83), who is motivational and humorous.

Alumni, donors, and other special guests are invited. Space is limited! For information, contact Tracy Ann Raef by telephone at (515) 294-4602 or e-mail traef@iastate.edu.

EVENT SPONSORS

Platinum Level

Boehringer Ingelheim Vetmedica
Lloyd, Inc.
Pfizer Animal Health, Inc.

Gold Level

Elanco Animal Health, Inc.
Fort Dodge Animal Health
Iowa Pork Producers Association
Novartis Animal Health US
Veterinary Medical Alumni
Association at Iowa State
University

Cardinal Level

AMVC Veterinary Services,
Audubon, Iowa
Bayer Corporation
Drs. Pat and Therese Halbur
Intervet
Dr. and Mrs. John U. Thomson
IDEXX Laboratories
Merial
Spielman's Event Services
Tri-Vet Associates, Farley, Iowa
Veterinary Medical Center,
Williamsburg, Iowa

Dean's List

Alpharma
Carroll Veterinary Clinic,
Carroll, Iowa
Central Veterinary Medical Clinic,
Sioux Center, Iowa
Dr. George C. Christensen
Dr. Oscar and Sybil Fletcher
Hill's Pet Nutrition
ISU Foundation
Dr. John and Joan Kluge
Dr. Max and Monica Porter
Dr. Richard and Karen Ross
Dr. John and Doris Salsbury
Schering-Plough Animal Health
Trans Ova Genetics
Dr. Teddi Wolff

Honor Roll

Drs. Donald and Dianne Draper
Dr. and Mrs. William P. Switzer
Iowa Poultry Association and
Iowa Egg Council
VWR International

CVM Pride

ARKO Laboratories
Ms. Jo Avey
Drs. Lorraine and Peter Hoffman
Iowa Turkey Federation
Dr. Lisa Nolan
Dr. Vaughn Seaton
Dr. Ken and Ruth Wilcke

Q & A

Walter Hyde, PhD, professor, Department of Veterinary Diagnostic and Production Animal Medicine, is the director of the Racing Chemistry Laboratory at Iowa State University.

The Racing Chemistry Laboratory at ISU

AT A GLANCE

- Established in January 1986
- Official laboratory for the Iowa Racing Commission
- Official laboratory for the Kentucky Horse Racing Authority
- Research and Reference Center of the Association of Racing Commissioners, International
- Originator/provider of the International Interlaboratory Testing Program for laboratories worldwide doing greyhound drug testing
- Originator/provider of the Interstate Drug Testing Alliance Program for U.S.-based laboratories doing horse drug testing
 - 16,240 equine samples tested in 2003
 - 8,500 greyhound samples tested in 2003
 - Approximately 100 special inquiries for other states



Q. What is the Racing Chemistry Laboratory and what does the racing chemistry laboratory do?

A. The Racing Chemistry Laboratory is a testing and research program located at the Iowa State University College of Veterinary Medicine. The Racing Laboratory is one of seven service and research programs in the Veterinary Diagnostic Laboratory. We initiated the Racing Chemistry Program in 1986. The diagnostic laboratory has been a provider of testing and data interpretation to the Iowa agricultural and animal industries for years, so it was a perfect place to locate the Racing Chemistry Program, with the mandate of protecting the animals involved in a newly emerging racing industry.

The Racing Chemistry Laboratory provides a variety of drug testing and drug research programs to the pari-mutuel industry in Iowa, other states, and to several countries around the world. We test an average of 25,000 samples annually and provide services to more than 10 different states. We have also been designated as one of two research and reference centers, serving the Association of Racing Commissioners, International, a worldwide advisory association to pari-mutuel state and national agencies.

Q. How does the laboratory benefit the racing industry?

A. The drug testing services are provided as a means to assist the Iowa Racing and Gaming Commission and other state and national regulatory agencies in protecting the health and welfare of the racing animal athlete. Since these racing greyhounds and horses can not speak on their own behalf, our drug testing services aim to prevent and deter illicit and uninformed drug abuse of these animals by humans involved in racing them.

The research studies conducted in the racing chemistry program are designed to ensure that jurisdictions can answer questions such as: what drug was given to the animal, when or how much was given, when was the drug exposure likely to have been, and is the drug positive a nefarious act or the result of therapeutic treatment.

The research studies conducted also serve to ensure that drug testing labs around the world can detect when drugs are given to animals involved in their events. Our studies determine how and at what concentrations drugs appear in the specimens from the animals after dose. We develop methods and testing techniques that allow other screening programs to detect and legally confirm the presence of new and older drugs.

Dr. Walter Hyde, director of the Racing Chemistry Laboratory, with mass spectrometry equipment in background.



Photo/Tracy Ann Raef

Q. How has the demand for racing chemistry changed over the past 20 years?

A. Racing chemistry has evolved both in the refinement of the scientific techniques and instruments utilized, and in the philosophies of what we are testing for and how sensitively we detect and confirm such findings. Two decades ago, the usual and customary analytical detection techniques used liquid-liquid extraction to remove and concentrate any drugs present from the animal specimen. The drugs in the extract were then separated and seen by the analyst using thin-layer chromatography. While this testing methodology was inexpensive and relatively fast to accomplish, it was insensitive and could not “see” typical concentrations in the specimen of many drugs thought to be serious drug abuse agents. In 1988 the Racing Chemistry Laboratory presented research results on the application of immunoassay drug screening techniques in testing greyhounds and horses. In 1989 we started to routinely include those immunoassays in our testing of all dogs and horses (one of the few labs worldwide at that time). Those tests were as much as 1,000 times more sensitive than the liq-liq/TLC testing described above. In 1992 we presented work on the use of instrumentation ordinarily reserved just for final confirmatory analytical work on

suspicious legal cases. We started to utilize our high-pressure liquid chromatography systems and our gas chromatography/mass spectrometry systems to investigate each and every sample. These instruments improved the sensitivity at which we could more definitively detect and identify drugs in the specimens being tested.

Many drugs, however, could be therapeutic or they could be misused. Discussions centered on how to tell which scenario was present in a sample where all that was known (for sure) was that agent x was detected at y concentration. Much discussion has ensued about classes of compounds thought to be harmless and which classes were the real threats to the animals, to the riders, and to the integrity of the pari-mutuel industry.

Q. What new opportunities are on the horizon for the Racing Chemistry Laboratory?

A. Specifically the Racing Chemistry Laboratory at Iowa State is continuing to evolve the methodologies used to increase testing sensitivities, increase testing specificity (or how well we can differentiate closely related drugs from each other), and to reduce the time testing takes and the cost of superior testing. New instruments offering better sensitivity and new ways to characterize the presence of a drug offer exciting opportunities in the future.

Our research studies will continue to investigate the detection and implications of new drugs and black market drugs, which many labs may not know how to detect, and what their presence might indicate about illegal use in the racing animal. We also will continue to determine drug kinetics and metabolic elimination, so that regulator questions about the significance of a drug positive can be answered, at least to some degree.

Q. What is the most rewarding aspect of your job?

A. First, I love the people I get to work with in the field of racing chemistry and within the academic community.

Second, I love the “discovery” aspect of the job. Every time we see a drug for the first time is a huge reward for me. When others make such a discovery and we use their discovery to solve some of our problems, it is also a great day. Where else but in an academic environment are you allowed and encouraged to make such discoveries, and rewarded when you do? Certainly the Iowa State Veterinary Diagnostic Laboratory has been the perfect cauldron for program development, as the mantra here has always been that service dictates research which, in turn, improves service. **CD**

Iowa State vet med students reach out to address rural veterinarian shortage

In the state ranked first in pork and third in beef production, the food animal veterinarian could soon be an endangered species. Iowa, like all livestock-dense states, faces a shortage of large-animal veterinarians.

The state will need at least 120 additional food animal veterinarians by the year 2008, according to a 2003 survey by Iowa State University and the Iowa Veterinary Medical Association (IVMA).

The impact of such a shortfall reaches far beyond the feedlot, says Dr. Patrick Halbur, interim associate dean of veterinary medicine at Iowa State University.

“Food animal veterinarians are a vital link in the food supply chain. They’re critical to safe and economical food production,” Dr. Halbur said.

As fewer students from agricultural backgrounds enter veterinary colleges, the number of those interested in mixed species or food animal practices continues to decline, Dr. Halbur said.

Some students in Iowa State’s College of Veterinary Medicine want to reverse the trend. They formed VSMART—Veterinary Student Mixed Animal Recruitment Team. The 75 students reach out across the state to recruit and mentor younger students to pursue a career in food animal medicine.

Serving as ambassadors for their future profession, the VSMART students have given presentations to more than 3,500 Iowans at fairs, community events, and animal science and 4-H club meetings.

They explain the educational requirements and describe what happens in each year of the four-year veterinary curriculum, so it seems less daunting. They often partner with local veterinarians, sharing real-life experiences of the rural practitioner, said LeAnn Bouska, a second-year veterinary student from St. Olaf and president of VSMART.

“We hope that we can make this career seem less intimidating by giving younger students a chance to interact with both a veterinarian and a veterinary student. We want them to realize that becoming a veterinarian is an attainable goal and a great career,” Ms. Bouska said.



“Hopefully, we can convince them of the rewards of careers in mixed-animal veterinary medicine and inspire them to enter the profession,” she said

According to the ISU-IVMA survey, veterinarians in food animal or mixed animal practices are very satisfied professionally and personally.

“They very much enjoy living in the smaller communities, and their income levels are as good as or better than those in other types of veterinary practices,” Dr. Halbur said.

“Times have changed for veterinary colleges. We now need to be heavily engaged in the recruitment process,” he said. “Our veterinary students are our best advocates.” **GD**





From the desk of the development officer

By *Monica G. Porter*

The College of Veterinary Medicine has more than 4,996 living alumni, and last year more than 1,740 of these graduates gave their financial support to the college through gifts that established scholarships, built faculty endowments, advanced the Veterinary Teaching Hospital renovation campaign, and supported our many other programs. These gifts are a reflection of the deep affinity and pride our graduates feel for Iowa State University and the education they received here.

Our alumni are truly special donors, but the college is also fortunate to receive gifts from non-alumni—friends of the college whose reasons for supporting our programs are as sincere and deeply felt as those of our most loyal alumni. Among the many friends who provide support for our academic programs are two very special donors whose generous gifts last fall will have a lasting impact on the college.

Donna Parker, Newton, Iowa, is one of those donors. Donna is not a graduate of

the College of Veterinary Medicine, but together with her husband, Dorman Edward Parker (who graduated from Iowa State in 1953 with a degree in farm operations), she committed \$500,000 to establish the Dorman Edward Parker Scholarship. The scholarship will be endowed at Donna's death through the sale of farmland within her estate, and earnings from the endowment will be used to support veterinary medicine students without regard to class standing. Donna chose to support the College of Veterinary Medicine because she wants to leave a legacy in the college in memory of her late husband.


A second scholarship was established by Graham and N. Lois Rankin, of Kelsey, Calif., in memory of their daughter Krista. Krista was a student in the College of Veterinary Medicine when she passed away in 1996, two years short of receiving her DVM. At the time of Krista's death, memorial gifts were used to establish the Krista Rankin Scholarship, which was awarded for three years before the fund was exhausted. Five years later, the

scholarship the Rankins established will support a female student of at least VM-3 standing and may be renewed for additional years on the recommendation of the college scholarship committee. The Rankin's gift of \$250,000 will be awarded to students in \$25,000 increments for the next 10 years.


The support of donors like the Parkers and the Rankins is a powerful reminder that the impact of this college extends far beyond the veterinary profession. Gifts like these help to ensure that the college will continue to achieve its objective of providing professional and educational leadership to the advancement of animal and public health for many years to come. For that, we are truly grateful.

If you'd like to learn more about how you can contribute to the continued excellence of Veterinary Medicine teaching, research, and outreach at Iowa State University, please contact me at mgporter@iastate.edu or by calling (515) 294-8562.

SCHOLARSHIPS



Beau Bosma (VM-3) is one of 31 recipients of the Western Veterinary Conference's annual student scholarship program. The scholarships of \$2,500 each are awarded to third-year students in the accredited U.S. and Canadian veterinary schools. Recipients are selected by their respective veterinary colleges based on demonstrated leadership and financial need.



Kenneth Barrett (VM-3) is one of 20 recipients of the 2004 AABP Amstutz Veterinary Student Scholarship Awards. Mr. Barrett was recognized at the American Association of Bovine Practitioners annual meeting held in Ft. Worth, Texas, in September, and presented with a check for \$1,750.

The Iowa State University College of Veterinary Medicine wishes to express its sympathy and condolences to the families and friends of the following alumni:

1930s

Benjamin Sinkler ('37),

New Sharon, Iowa, died Nov. 17, 2004.

Benjamin F. Ward ('38),

Terre De Lac, Mo., died Feb. 1, 2005.

1940s

Daniel P. Dodd ('42),

Fairfax, Va., died Mar. 12, 2004.

Eugene O. Nehmer ('42),

Ft. Atkinson, Wash., died Nov. 18, 2004.

1950s

Arthur M. Strohbehn ('52),

Council Bluffs, Iowa, died May 24, 2004.

Christian Oelberg ('59),

Elma, Iowa, died Dec. 14, 2003.

1960s

Harold D. Ratliff ('60),

Anderson, Ind., died June 20, 2004.

Duane K. Peuse ('68),

Holstein, Iowa, died Sept. 22, 2004.

1990

Brent P. Bartsch ('91),

Wahpeton, N.D., died July 31, 2004.

Award-winning veterinary hospital combines function and beauty

Building a new veterinary hospital is a daunting process. Building a facility that reflects high-quality medicine, yet provides an ambience that rivals a four-star hotel is, well, in your dreams. For Dr. Bob Buzzetti ('75), it was a dream that became a reality in 2001 after 12 years of planning.

Dr. Buzzetti is the owner of the Imperial Point Animal Hospital, a small animal practice in Ft. Lauderdale, Fla., and winner of a merit award in Veterinary Economics 2004 Hospital Design Competition.

"The biggest challenge in this project was building a 7,500-square-foot facility to replace a 2,500-square-foot facility on the same site without closing for one day of business," Dr. Buzzetti said. "We accomplished that by building the first phase, removing the old structure, then building the second phase."

The hospital was designed to convey the warmth and feel of a Mediterranean home, which is popular in South Florida. "Our waiting room has the appearance of

a great room in a house," Dr. Buzzetti said. "Clients can enjoy vaulted ceilings, a bronze fountain, and television, while sipping cappuccino and listening to classical music."

Lucky dogs and cats whose owners board them at the hospital get a taste of the pampered life. The glass-door dog runs have cable television playing "Animal Planet" 24 hours a day. The cat condos have an aviary to keep the cats visually entertained. "We've found that cats boarding do much better than in the old facility," Dr. Buzzetti said.

Since building the new facility, business has doubled. "We have five full-time veterinarians, 13 full-time staff, and 10 part-time," Dr. Buzzetti said. "It's nice to have grown from a solo practice in 1977 to a five-veterinarian practice providing the highest quality care available in the area."

For more information about the hospital, check out the December 2004 issue of *Veterinary Economics*. **GD**




Imperial Point Animal Hospital, Ft. Lauderdale, Fla.

Attention VMAA Members!

The Veterinary Medicine Alumni Association at Iowa State is seeking nominations for its "Outstanding Alumni Award." The award recognizes individuals who have provided exceptional service to the VMAA or to the alumni of the College of Veterinary Medicine.

The award will be presented in September 2005 at the VMAA board meeting held during the Iowa Veterinary Medical Association annual meeting. The recipient will be awarded a plaque and honorarium.

The deadline for nominations is August 1, 2005. Send nominations to Dr. Jim Taylor, 220 Highland, Cedar Falls, Iowa 50613. A nomination form is available on the VMAA web page: <http://www.vetmed.iastate.edu/> Or, by mailing Dr. Taylor with the name and contact information for your nominee and your reasons for nominating this individual. Please include your name and contact information, as well. 



Mrs. Mildred Rosdail Ozinga with Dr. Petra Borchers, adjunct instructor in Veterinary Clinical Sciences.

Rosdails Honored for Support of Teaching Hospital's Equine Surgery Suite


The Veterinary Teaching Hospital held a special ceremony on Oct. 27, 2004, to unveil the newly refurbished equine anesthesia induction and recovery stalls. The specialized flooring and wall covering needed to outfit these areas was provided by a generous gift made by Dr. James and Mildred Rosdail in 2000. Dr. Mary Ann Nieves, VTH Director, and Dr. John Thomson, dean of the veterinary college, presented a commemorative plaque and Gentle Doctor statue to Mrs. Rosdail Ozinga, who accepted them on behalf of her husband who died in 2002.



Mrs. Mildred Rosdail cuts the ribbon during a special ceremony to unveil the newly refurbished equine anesthesia induction and recovery stalls at the Veterinary Teaching Hospital.

It was a love of horses and lifelong commitment to Iowa State University that led to the Rosdails' decision to support the VTH. Dr. Rosdail's fondness for horses developed through his experiences growing up on the family farm that used draft horses and had ponies available for riding. Both Rosdails are graduates of Iowa State. Dr. Rosdail was a 1951 graduate of the College of Veterinary Medicine. Mrs. Rosdail graduated in 1952 from the College of Family and Consumer Sciences.

Dr. Rosdail was a large animal practitioner for 40 years. He was a 1971 recipient of the Stange Award, the college's highest honor. He was active in organized veterinary medicine at the local, state, and national levels.

"We had a wonderful time dedicating the renovated equine induction and recovery stalls to Dr. Rosdail," Dr. Mary Ann Nieves said. "It was a thrill to involve Mrs. Rosdail in this event and to share this with her family. The stalls will be used almost daily and we are thankful to Dr. Rosdail and his wonderful wife, Mildred, for providing us with this gift." 



College Recognized for PRV Eradication Efforts

It took a decade, but through the cooperative efforts of veterinarians, producers, and state regulatory officials, pseudorabies has been eradicated in Iowa. To mark the milestone, the Iowa Pork Producers Association held a dinner in Ames to thank those who contributed to the PRV eradication.

With 160 industry representatives looking on, Dean John Thomson and Dr. Bruce Janke, VDL director, accepted plaques of appreciation from the IPPA for the remarkable number of serologic tests handled through the ISU Veterinary Diagnostic Laboratory and the college's research and development of the PRV program. Also honored were Iowa producers and practitioners and USDA officials.

Pseudorabies is a highly contagious disease in swine that causes reproductive and respiratory problems. Although the meat from infected animals is not a threat to humans who consume the meat, infected animals cause economic loss to producers.

"When the PRV efforts started in 1989, Iowa raised 25 percent of the national production and had about 50 percent of the nation's infected herds," said Dr. Jim McKean, ISU swine extension veterinarian. "There were many who didn't believe that PRV could be eradicated from Iowa because of the large number of herds and the swine density. A program based on Iowa's needs was developed through cooperation and application of science, though, and with lots of help from the industry the job got done." **ED**

The following individuals accepted recognition for their respective groups in the effort to eradicate pseudorabies in Iowa. From left to right: Dr. Kevin Petersburg, USDA-APHIS-VS Veterinarian-in Charge for Iowa; Mr. Brent Halling, deputy secretary, Iowa Department of Agriculture and Land Stewardship; Dr. John Thomson, dean of the Iowa State veterinary college; Mr. Sam Carney, president, Iowa Pork Producers Association; Dr. Bruce Janke, interim director, ISU Veterinary Diagnostic Laboratory, and Dr. Paul Armbricht, Iowa Veterinary Medical Association.

College forms outreach committee

Dean John Thomson recently established a liaison committee to identify and communicate opportunities that would enhance the practice of veterinary medicine in Iowa. Members of the committee are alumni from Iowa State University and represent various segments of private practice. The committee plans to meet twice a year.

Members of the Dean's Liaison Committee are:

- Dr. Teresa Carmichael** ('90), Oskaloosa, Iowa
- Dr. Valerie Enlow** ('00), Dallas Center, Iowa
- Dr. Donald Fick** ('64), Muscatine, Iowa
- Dr. Michael Miller** ('74), Chariton, Iowa
- Dr. Jeff Okones** ('84), Gladbrook, Iowa
- Dr. Leonard Seda** ('56), Victor, Iowa




Halbur Recipient of 2004 Honorary Pork Producer Award

Each year the Iowa Pork Producers Association recognizes individuals who have worked tirelessly in their professions to make a positive impact on Iowa's pork producers. The Honorary Pork Producer title is awarded to two recipients each year for their outstanding and distinguished service to the betterment and success of Iowa's pork industry. Dr. Patrick Halbur was one of this year's recipients.

Dr. Halbur is a diagnostic pathologist at the ISU Veterinary Diagnostic Laboratory, and interim associate dean of public services and outreach at the College of Veterinary Medicine. The laboratory processes nearly 50,000 cases each year, with the majority of them swine related. Dr. Halbur's research on swine

diseases has not only positioned Iowa State as an international leader in the field, but also developed his reputation as a respected source for information on swine diseases among Iowa's pork producers.

Dr. Halbur has served as president of the Iowa Veterinary Medical Association and has been the recipient of many awards, including the Howard W. Dunne Memorial Award for Outstanding Service to the American Association of Swine Veterinarians and the Swine Industry, and the Pfizer Faculty Research Excellence Award from the Iowa State University College of Veterinary Medicine. He currently serves as a board member, representing Iowa, for the American Association of Swine Veterinarians.

The IPPA presents the award during the Iowa Pork Congress in Des Moines. The IPPA Honorary Pork Producers are selected by the IPPA Board of Directors, and the program is funded by the Pork Checkoff. 

ISU Poultry Extension Veterinarian Receives Meritorious Service Award


Dr. Darrell Trampel, professor of veterinary diagnostic and production animal medicine and poultry extension veterinarian at Iowa State, received the Meritorious Service Award from the North Central Avian Disease Conference in October 2004. He was recognized for exemplary service to the poultry industry.

He received his veterinary degree from Iowa State University in 1974 and his PhD in 1979 from the University of Georgia. Dr. Trampel is a diplomate, American College of Veterinary

Pathologists. As a poultry pathologist for the ISU Veterinary Diagnostic Laboratory, he provides diagnostic assistance to the Iowa poultry industry.



Dr. Darrell Trampel

Dr. Trampel has served in leadership roles in the Iowa Veterinary Medical Association, the AVMA, and the American Association of Avian Pathologists. He is also active in Iowa poultry associations. In 1992, he was Iowa Poultry Industryman of the Year. 

Canines Benefit from Newly Installed **UNDERWATER TREADMILL**

Installed in January 2005, the system allows dogs to exercise limbs with less pain after an injury or surgery. The buoyancy of the water reduces gravity and provides resistance throughout the limb's range of motion, resulting in shortened recovery time.

The system is connected to the hydrotherapy pool. When a dog enters the unit for therapy, the water is tapped from the adjacent pool. Water height in the tank can be adjusted to accommodate different sized dogs, and adjust for weight bearing. Just like the treadmills humans use, the underwater treadmill speed and angle can be adjusted, from 0.5 mph to 5.0 mph. Technicians and clinicians can evaluate the dog's movement through the glass door and panels.



Photo/Tracy Ann Raef

Des Moines Police Department K-9 Officer Reno is one of the first patients to benefit from the Veterinary Teaching Hospital's Aqua Paws Underwater Treadmill System. The underwater treadmill is the newest equipment addition to the VTH's Canine Rehabilitation Program. Reno's patella was shattered in the line of fire in October 2004.

IOWA STATE UNIVERSITY



College of Veterinary Medicine
Ames, IA 50011-1250

Return Service Requested